



Medical Language Lab
Turning terminology into language

Student Getting Started Guide

TABLE OF CONTENTS

ABOUT THE MEDICAL LANGUAGE LAB	2
LOGGING IN/CREATING AN ACCOUNT	3
RESETTING PASSWORDS	4
ACCESS CODE	5
CLASS ID.....	5
DASHBOARD	6
ACCESSING LESSONS	7
CLASS DASHBOARD	7
ACCESSING EXERCISES	8
EXERCISE TYPES	9
<i>Pretest and Posttest</i>	9
<i>Study Plan</i>	10
<i>Critical Listening/Response</i>	10
<i>Generation Exercises</i>	11
<i>Practice</i>	12
RESOURCES	13
<i>Audio Tutorials</i>	13
<i>Pronunciation Guide</i>	13
E-BOOK AND LECTURE VIDEOS	13
UN-ENROLL FROM A CLASS.....	14
SUBMITTING WORK TO YOUR INSTRUCTOR’S GRADEBOOK	15
TEST BANK ASSIGNMENTS (FOR MLL 2.0)	16
TAKING TEST BANK ASSIGNMENTS.....	16
DISCUSSION FORUM	17
INSTRUCTOR’S FEEDBACK	18
MY GRADEBOOK.....	18
GRADEBOOK DETAILS.....	19
CLASS COMPARISON	20
TEST BANK GRADEBOOK.....	20
LATE SUBMISSIONS.....	21
E-BOOK	22
TECHNICAL SUPPORT	24

ABOUT THE MEDICAL LANGUAGE LAB

The Medical Language Lab (MLL) has content custom-designed for each medical terminology text. Multiple MLL products are available. System functionality for all versions of **Medical Language Lab** is the same in most areas.

Medical Language Lab is compatible with F.A. Davis Company's medical terminology textbooks and includes an integrated e-book, lecture videos, and various built-in activities. Each **new, print copy** of a F.A. Davis Medical Terminology text includes an MLL access code on the front inside cover. If you have purchased a used textbook, you can purchase an access code at www.FADavis.com.

Medical Language Lab 2.0 (for *Medical Terminology Systems 8th edition*, *Medical Terminology in a Flash! 3rd edition*, or *Medical Terminology Simplified 6th edition*) also includes test bank assignments.

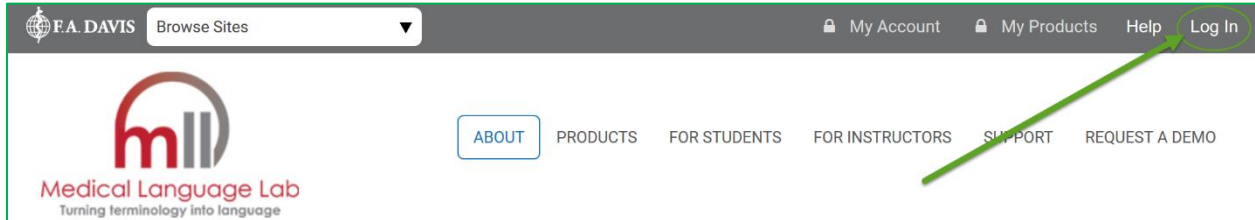
Medical Language Lab is compatible with the most recent versions of Google Chrome, Mozilla Firefox, and Apple Safari. Internet Explorer is not recommended for certain MLL exercises.

Some exercises found in Medical Language Lab require Adobe Flash Player. Adobe Acrobat or Adobe Reader is required to view PDF files available within Medical Language Lab. JavaScript needs to be enabled to view certain features of Medical Language Lab.

LOGGING IN/CREATING AN ACCOUNT

STEP 1 Go to www.MedicalLanguageLab.com and click the **Log In** button. Note:

If you have a DavisPlus account, you do not need to create a new account for Medical Language Lab. Your DavisPlus account credentials will also work for the Medical Language Lab.



- STEP 2**
- A.** Enter your login credentials and click **LOGIN**.
 - B.** If you do not have an account, click **CREATE ACCOUNT** and fill in your information.

A.

Existing Member Login

Email is required.

Password is required.

[FORGOT PASSWORD?](#)

B.

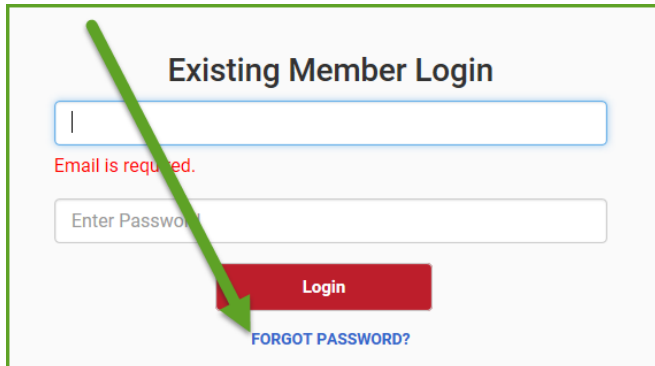
New to F.A. Davis? Signup Now!

I want to receive emails regarding discounts, educational webinars, and new products from F.A. Davis.

RESETTING PASSWORDS

You can reset your password at any time.

Option 1 Click the **FORGOT PASSWORD** link at the login page. Enter your e-mail address. A link to reset your password will be e-mailed to you. If the e-mail doesn't arrive, please check your spam folder.




Existing Member Login


Email is required.

[FORGOT PASSWORD?](#)

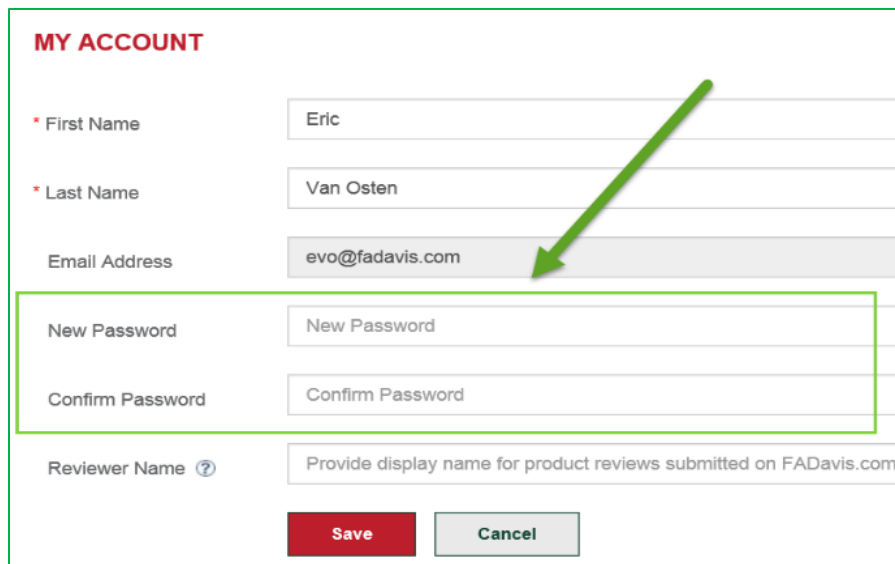
Option 2/STEP 1 Click the **MY ACCOUNT** link in the top right of the page.



F.A. DAVIS My Account My Products He


Medical Language Lab

Option 2/STEP 2 Enter your new password and click **SAVE**. After the password successfully updates, a confirmation message will be displayed.




MY ACCOUNT

* First Name

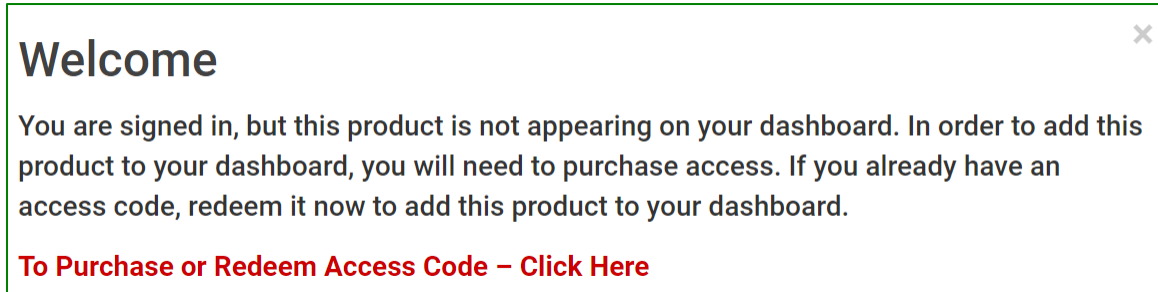
* Last Name

Email Address

Reviewer Name 

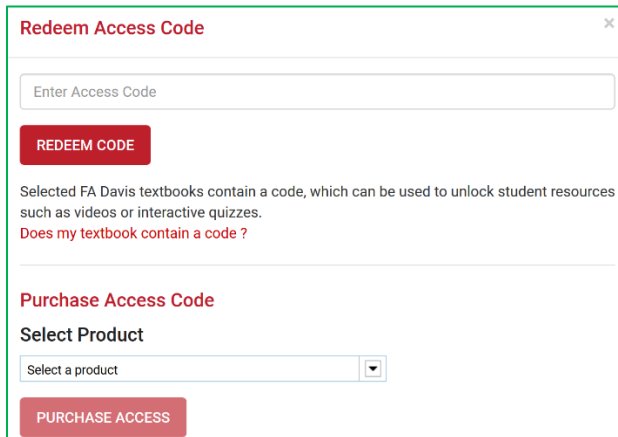
ACCESS CODE

After you have successfully created your account, you should be taken directly into the site. However, you still need to **redeem an ACCESS CODE to the product**.



If you have purchased a new textbook, the **ACCESS CODE** will be found on the **inside front cover of your book**.


Or, you can purchase an **ACCESS CODE** at www.FADavis.com



CLASS ID

If your instructor provides you with a **CLASS ID**, you must enter it in order to join the course and submit work to your instructor’s Gradebook.

To enroll in a class, click the **JOIN A CLASS** link.



Enter the Class ID into the open text box and click **JOIN CLASS**.

Join a Class ×

If you are part of a class, your instructor will give you a class ID that will link you to the assignments associated with that class. If you have an ID, enter it in the box below.

By entering a Class ID, you give your instructor permission to monitor your progress and modify the default settings for this product, such as access to topics and activities and progress.

Your instructor will need to confirm your enrollment before you gain access to the class.

To avoid losing any work based on instructor class set up preference, we strongly recommend waiting to complete any work until you are accepted into your instructor's class.

If you join a class, your Independent Study will no longer appear on your dashboard.

Class Code:

XE67BA8S9

How do I Find My Class ID?

SKIP

JOIN CLASS

Your Class ID has been registered successfully!
 This page will refresh in 5 seconds to reflect the new changes.

DASHBOARD

After you are admitted into the class, your **Dashboard** will display your textbook, class title, and instructor's name.

My Dashboard

[Enter/Buy Access Code](#) ?
[Join a Class](#) ?

Medical Language Lab for Medical Terminology Systems 8E

Barbara A. Gylys

[FADavis.com](#) | [DavisPlus product page](#) |

Access Expires - **December 13, 2838**

Active Classes ↻

Class Title : Example Course 2018-2019

Instructor Name : Kristen

Description :

Class Term : May 16, 2018 - July 31, 2019

Last Access : July 12, 2018

Remaining Days : 77

[Next Due Assignment](#) ? |
 [Instructor's Feedback](#) 0 |
 [Discussion Forum](#) |
 [My Gradebook](#) |
 [View Test Bank Assignments](#) 1

ENTER

[Click here](#) if you wish to un-enroll from this Class

ACCESSING LESSONS

Click the **ENTER** button on the dashboard to see the Lessons and related exercises for your class.

Class Title : Sample Course

Instructor Name : Kristen Scribner

Description :

Class Term : September 22, 2017 - December 29, 2017

Last Access : September 22, 2017

Remaining Days : 72

[Next Due Assignment](#) 2 | [Instructor's Feedback](#) 0 | [Discussion Forum](#) | [My Gradebook](#)

[Click here](#) if you wish to un-enroll from this Class


ENTER

CLASS DASHBOARD

The **Class Dashboard** will display all of your Lessons. Click the **Lesson** on which you would like to work.

Class Dashboard
Return to dashboard

Class-title : Simplified 6e Demo Class



Medical Language Lab for Medical Terminology Simplified 6E

Access Expires : May 28, 2840

Instructor: **Jaclyn Scarborough**






Class Id: 6C5F721B18






Class Term: **February 07, 2019 - March 01, 2023**

Last Accessed: **February 12, 2019**

Remaining days: **1386 days**

96 Updates

-  [Gradebook](#)
-  [Discussion Forum](#) 0
-  [Instructor's feedback](#) 0
-  [e-Book](#)
-  [Pronunciation Guide](#)

Pretest	Progress 	
Body Structure	Progress 	
Integumentary System	Progress 	
Respiratory System	Progress 	
Cardiovascular and Lymphatic Systems	Progress 	

ACCESSING EXERCISES

Lessons contain four types of **Exercises**...Critical Listening, Response, Generation, and Practice. To access an **Exercise**, click the **EXERCISE** link to begin working.

Don't forget to review the **Due Date** for each Exercise. Work submitted **after** the due date **will not** be recorded in your Instructor's Gradebook, unless he/she has opted to accept late submissions (see **Late Submissions** section).

The screenshot shows a software interface titled "Basic Elements of a Medical Word" with a "Progress" indicator. On the left is a navigation menu with "CRITICAL LISTENING" selected, and sub-items for "RESPONSE", "GENERATION", and "PRACTICE". The main area displays three exercise cards:

- Exercise 1:** Completed | Grade : 75%. Start Date : September 22, 2017. Due Date : December 29, 2017.
- Exercise 2:** Not Started. Start Date : September 22, 2017. Due Date : December 29, 2017. (A green arrow points to the "Exercise 2" link, and the "Due Date" is circled in green.)
- Exercise 3:** Not Started. Start Date : September 22, 2017. Due Date : December 29, 2017.

After completing each Exercise, check the **Exercise Status** and **Grade** fields to confirm that your work has been submitted.

This close-up shows the exercise status cards with the following details:

- Exercise 1:** Status: Completed | Grade : 75%. Start Date : September 22, 2017. Due Date : December 29, 2017. (The status and grade are circled in green.)
- Exercise 2:** Status: In Progress. Start Date : September 22, 2017. Due Date : December 29, 2017. (The status is circled in yellow.)
- Exercise 3:** Status: Not Started. Start Date : September 22, 2017. Due Date : December 29, 2017. (The status is circled in red.)

EXERCISE TYPES

Pretest and Posttest

Your instructor may choose to include a **Pretest** or **Posttest**. You'll see these tests at the beginning and end of the lessons list on the **Class Dashboard**. Your instructor can also assign due dates for these.

Pretest	Progress ●	
Basic Elements of a Medical Word	Progress ● ● ● ●	▼
Suffixes	Progress ● ● ● ●	▼
Prefixes	Progress ● ● ● ●	▼
Body Structure	Progress ● ● ● ●	▼
Integumentary System	Progress ● ● ● ●	▼
Digestive System	Progress ● ● ● ●	▼
Respiratory System	Progress ● ● ● ●	▼
Cardiovascular System	Progress ● ● ● ●	▼
Blood, Lymph, and Immune Systems	Progress ● ● ● ●	▼
Musculoskeletal System	Progress ● ● ● ●	▼
Urinary System	Progress ● ● ● ●	▼
Female Reproductive System	Progress ● ● ● ●	▼
Male Reproductive System	Progress ● ● ● ●	▼
Endocrine System	Progress ● ● ● ●	▼
Nervous System	Progress ● ● ● ●	▼
Special Senses	Progress ● ● ● ●	▼
Posttest	Progress ●	

Study Plan

Your instructor may choose to allow your Pre-Test to generate a **Study Plan** that will highlight your strengths and weaknesses, enabling you to know in which areas to focus your attention.

Your Study Plan [Back to Dashboard](#)


This Pretest report identifies areas that need attention based on your Pretest results.

Lesson	Attention
1. Introduction to Medical Terminology	Slow
2. Body Structure	Slow
3. Integumentary System	Stop
4. Respiratory System	Slow
5. Cardiovascular System	Slow
6. Blood, Lymphatic, and Immune Systems	Stop
7. Digestive System	Slow
8. Urinary System	Slow
9. Reproductive System	Slow
10. Endocrine System	Slow
11. Nervous System	Slow
12. Musculoskeletal System	Slow
13. Special Senses: Eyes and Ears	Slow

Stop
 Slow
 Go

Critical Listening/Response

Listen to the **Audio Recording** to familiarize yourself with the content. Then, click the **Continue to Questions** button to answer the questions associated with the audio. After submitting, you will be able to review your results, replay the audio, view a transcript, or try again.



00:00 / 00:59

Generation Exercises

Generation Exercises are subjective and not graded by the system. Instead, they are graded by your instructor. There are two types of Generation Exercises: **Audio** and **Text**.

Audio Generation

These exercises ask you to record yourself saying a sentence or two using the appropriate medical terminology. **You will need either an internal or external microphone to complete these exercises.** If you are asked to grant the system access, (1) click **ALLOW**. *

Then, (2) click the **RECORD** button. When finished speaking, click the button to stop recording. **

(3) Click **PREVIEW** to play back your recording, and **SUBMIT** once completed. Or, to start over, click **RESET**.

The screenshot shows the 'Medical Language Lab for Medical Terminology Systems' interface. At the top, a browser notification asks to 'Use your microphone' with 'Allow' and 'Block' buttons. A red circle with the number '1' points to the 'Allow' button. Below the notification, the exercise question is: 'What is the combining form for bone? Break this down using your building medical terms rules and give the word root, vowel, and combining form.' A large black rectangular area is provided for the answer. To the right of this area is a microphone icon with a red circle and the number '2' pointing to it. At the bottom left, there are three buttons: 'PREVIEW', 'SUBMIT', and 'RESET'. A red circle with the number '3' points to the 'PREVIEW' button.

***Smartphones generally do not support MLL’s Audio Generation activities. Please also avoid using Internet Explorer. Desktop and laptop computers with Mac OS or Windows 7,8,10 are generally supported, with Google Chrome being the recommended browser. Chromebooks are supported. iPads may be supported with the latest versions of iOS.**

****When recording your responses, note the visual cue below. If the sound waves are not appearing on your screen, your audio is not being captured and you may try a different device.**



The screenshot shows the 'Medical Language Lab for Medical Terminology Systems' interface. The exercise question is: 'Using at least three medical terms from the chapter, describe the signs and symptoms you would expect to see in a patient with anemia.' Below the question is a large black rectangular area for the answer. At the bottom center, there is a sound wave visualization with a red microphone icon to its right. At the bottom left, there are three buttons: 'PREVIEW', 'SUBMIT', and 'RESET'.

▪ **Text Generation**


You are asked to write a sentence or two using medical terminology. **Type in your answer** and then click **SUBMIT**.


1. Practice the three rules for building medical terms:
 1. List a medical term linking a word root + suffix.
 2. List a medical term linking a combining form + suffix.
 3. List a medical term linking a combining form + word root + suffix.


SUBMIT

 Question 1 of 1 

When you have completed a Generation Exercise, the exercise will display as **Completed**. However, a grade will not be finalized until the exercise is **graded by the instructor** (see **INSTRUCTOR'S FEEDBACK** section).



Audio Generation
 Completed | Grade : 0% 
 Start Date : September 22, 2017
 Due Date : December 29, 2017



Text Generation
 Completed | Grade : 0%
 Start Date : September 22, 2017
 Due Date : December 29, 2017

Practice

Practice activities are a collection of alternative exercises that allow for types of learning outside of reading, writing, listening, and speaking. Some may be reported to the Gradebook, while others are not (such as Flash Cards, Crossword).


CRITICAL LISTENING

RESPONSE


GENERATION

PRACTICE


Audio Tutorials Pronunciation Guide




Build Medical Words
 Not Started
 Start Date : September 22, 2017
 Due Date : December 29, 2017




Labeling
 Not Started
 Start Date : September 22, 2017
 Due Date : December 29, 2017




Don't Tip the Scale
 Not Started
 Start Date : September 22, 2017
 Due Date : December 29, 2017



Crossword
 Not Started
 Start Date : September 22, 2017
 End Date : December 29, 2017



Word Search
 Not Started
 Start Date : September 22, 2017
 Due Date : December 29, 2017



Flash Cards
 Not Started
 Start Date : September 22, 2017
 End Date : December 29, 2017

12

F. A. Davis Company | All materials copyright © 2019

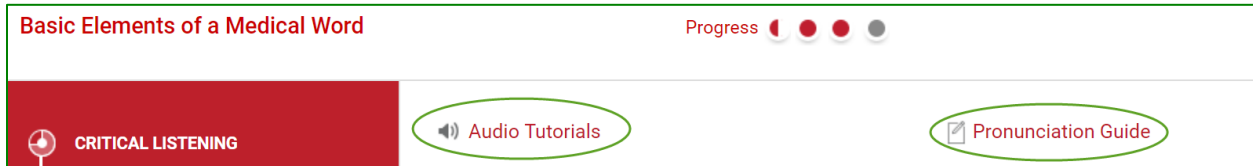
RESOURCES

Audio Tutorials

These audio snippets provide content overviews of each lesson.

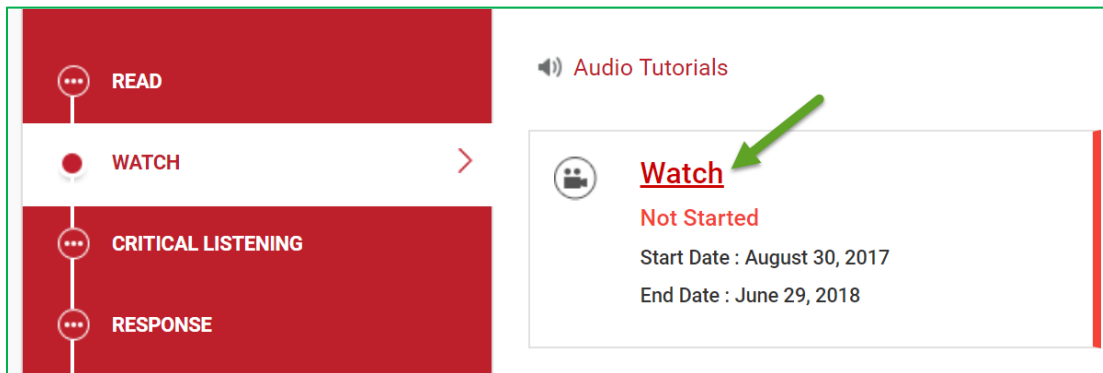
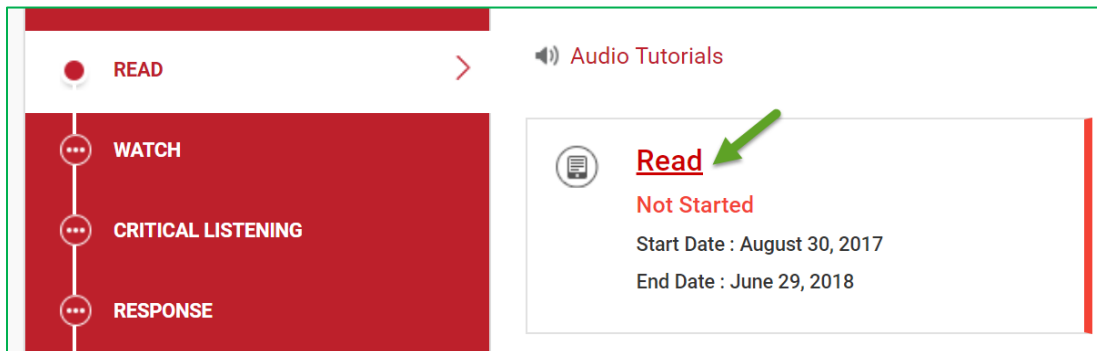
Pronunciation Guide

The proper pronunciation of key words and terms is provided here for each lesson.



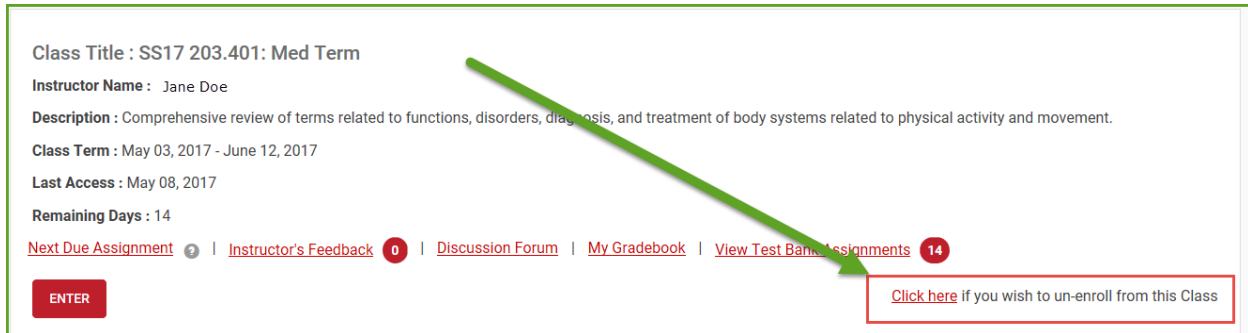
E-BOOK AND LECTURE VIDEOS




The e-Book and lecture videos are also contained within the Lessons for select products (see **E-BOOK** section). **Please note* that the items contained in Read/Watch tabs are not graded activities.



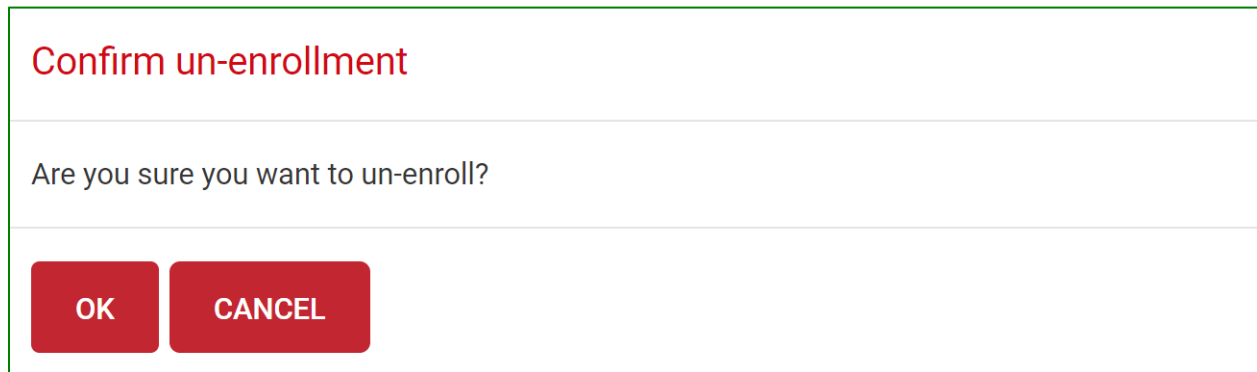
UN-ENROLL FROM A CLASS

To un-enroll from a class, click the link to un-enroll on the Dashboard page.



Class Title : SS17 203.401: Med Term
Instructor Name : Jane Doe
Description : Comprehensive review of terms related to functions, disorders, diagnosis, and treatment of body systems related to physical activity and movement.
Class Term : May 03, 2017 - June 12, 2017
Last Access : May 08, 2017
Remaining Days : 14
[Next Due Assignment](#)  | [Instructor's Feedback](#)  | [Discussion Forum](#) | [My Gradebook](#) | [View Test Bank Assignments](#) 
[ENTER](#) [Click here](#) if you wish to un-enroll from this Class

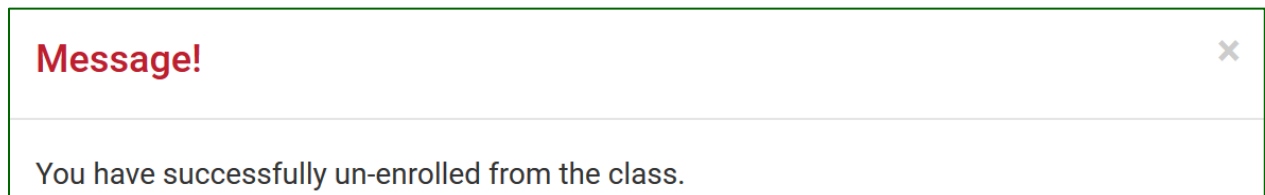
A pop-up will appear to confirm this action.



Confirm un-enrollment

Are you sure you want to un-enroll?

[OK](#) [CANCEL](#)



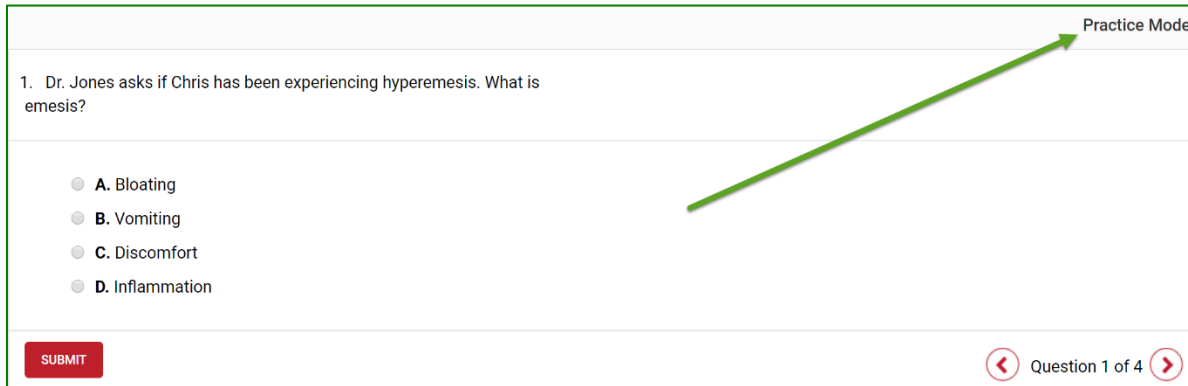
Message! ×

You have successfully un-enrolled from the class.

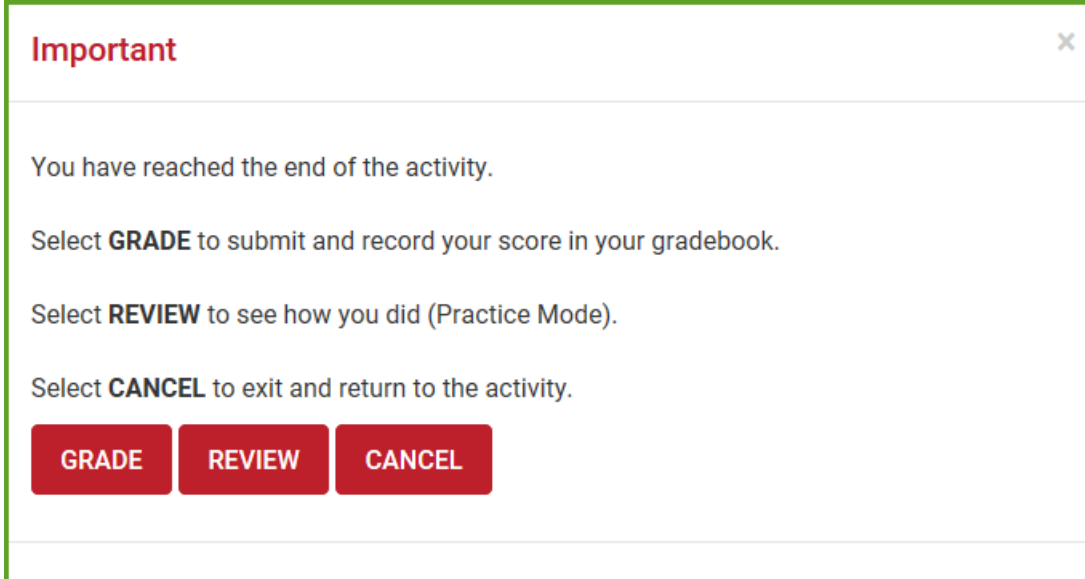
Your instructor will also be notified that you have un-enrolled from the class.

SUBMITTING WORK TO YOUR INSTRUCTOR'S GRADEBOOK

Before you begin working on an Exercise, check to see if you are in **Practice Mode**. The words **Practice Mode** will be displayed on the top right corner of the screen. In Practice Mode, you may practice as many times as you want and choose when you want your work graded and submitted to your Instructor's Gradebook.



Work completed in **Practice Mode** will not be submitted to the instructor's gradebook until you click the **GRADE** button. Exercises only appear as **Complete** after they have been submitted for grading. Your instructor will **not** see your completed work until you click the **GRADE** button.



If you are not in Practice Mode, the top right corner of the exercise screen will be blank. When this is the case, your grade will be submitted to your Instructor's Gradebook after you complete the exercise and click **GRADE**.

TEST BANK ASSIGNMENTS (For MLL 2.0)

To access a **Test Bank Assignment**, click **VIEW TEST BANK ASSIGNMENTS** from the Medical Language Lab Dashboard. Then, click **TAKE ASSIGNMENT**.

Instructor Name :
Description : Comprehensive review of terms related to functions, disorders, diagnosis, and treatment of body systems related to physical activity
Class Term : May 03, 2017 - June 12, 2017
Last Access : May 08, 2017
Remaining Days : 14

[Next Due Assignment](#) |
 [Instructor's Feedback](#) |
 [Discussion Forum](#) |
 [My Gradebook](#) |
 [View Test Bank Assignments](#)

Assignment Name	Start Date	Due Date	Status	Grade %	Time Spent	Action
Basic Elements of a Medical Word Quiz (Quiz 1)	May 7, 2017	June 12, 2017	May 8, 2017 Completed		0h 0m 36s	View results
Suffixes Quiz (Quiz 2)	May 7, 2017	June 12, 2017	May 10, 2017 Completed	0	0h 0m 50s	View results
Prefixes Quiz (Quiz 3)	May 7, 2017	June 12, 2017	Not Started	NA	0h 0m 0s	Take Assignment

Taking Test Bank Assignments

After clicking **TAKE ASSIGNMENT**, you'll continue to the questions. Click **SUBMIT** after answering each one. After completing the **Test Bank Assignment**, a results page shows you the questions, lists of answers, the answers you selected, the correct answers, your overall score, and the option to print. This same page appears when you select to **VIEW RESULTS**. Scores from this page are recorded to the **Gradebook**.

Score: 2/5

[PRINT](#)

1. Which cells produce black pigment?

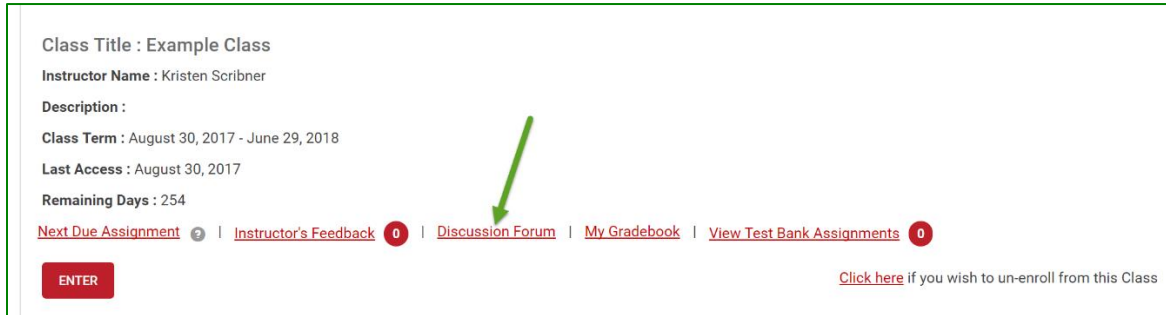
- A. Lipocytes
- B. Melanocytes
- C. Adipocytes
- D. Leukocytes
- E. Chondrocytes




2. Which glands produce sweat?

- A. Sebaceous
- B. Panillary

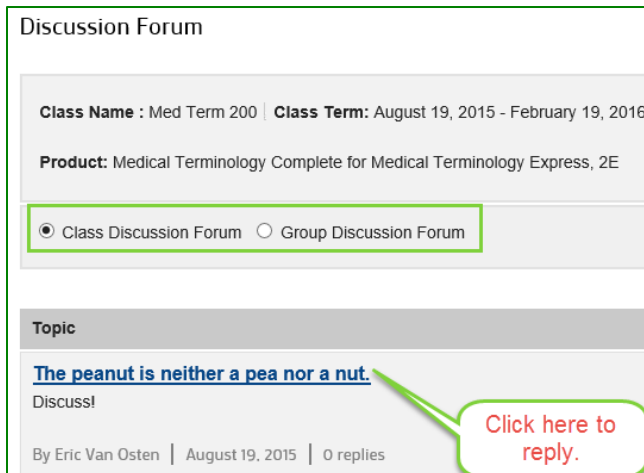
DISCUSSION FORUM

Medical Language Lab also offers a **Discussion Forum**, which can be accessed from the Dashboard.



Class Title : Example Class
 Instructor Name : Kristen Scribner
 Description :
 Class Term : August 30, 2017 - June 29, 2018
 Last Access : August 30, 2017
 Remaining Days : 254
[Next Due Assignment](#)  | [Instructor's Feedback](#)  | [Discussion Forum](#) | [My Gradebook](#) | [View Test Bank Assignments](#) 
 [Click here](#) if you wish to un-enroll from this Class

You can view the **Class Discussion Forum** (or the **Group Discussion Forum**, which is where you'll find **Generation Threads** if your instructor arranged the lesson that way). You'll see the most recent replies for the available topics. Click the **TOPIC** to add a response. On the next screen, click **REPLY** to respond to your instructor's original post, or **ADD COMMENT** to reply to a classmate's post.

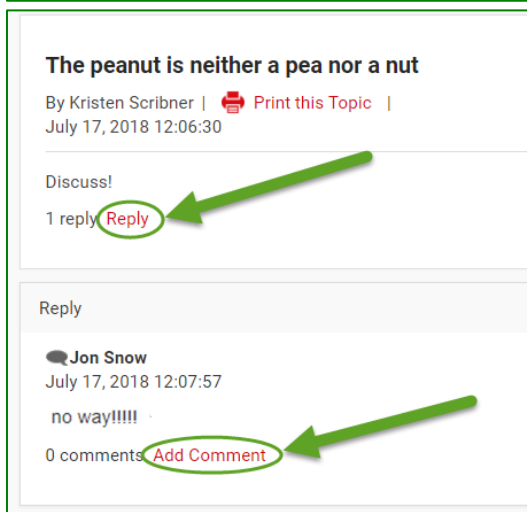



Discussion Forum

Class Name : Med Term 200 | **Class Term**: August 19, 2015 - February 19, 2016
Product: Medical Terminology Complete for Medical Terminology Express, 2E

Class Discussion Forum Group Discussion Forum


Topic
[The peanut is neither a pea nor a nut.](#)
 Discuss!
 By Eric Van Osten | August 19, 2015 | 0 replies



The peanut is neither a pea nor a nut
 By Kristen Scribner |  [Print this Topic](#) |
 July 17, 2018 12:06:30

Discuss!
 1 reply [Reply](#)

Reply

 **Jon Snow**
 July 17, 2018 12:07:57
 no way!!!!

0 comments [Add Comment](#)

INSTRUCTOR'S FEEDBACK

After the instructor has graded your Generation exercise(s), a notification will appear for **Instructor's Feedback**. You can access this via the Dashboard.

Active Classes

Class Title : Sample Course
 Instructor Name : Kristen Scribner
 Description :
 Class Term : September 22, 2017 - December 29, 2017
 Last Access : September 22, 2017
 Remaining Days : 72

[Next Due Assignment](#) 2 |
 [Instructor's Feedback](#) 2 |
 [Discussion Forum](#) |
 [My Gradebook](#)

[Click here](#) if you wish to un-enroll from this Class

Student Name	Email	Module Name	Exercise Name
Kate	xyz@gmail.com	Basic Elements of a Medical Word	Audio Generation
Kate	xyz@gmail.com	Basic Elements of a Medical Word	Text Generation

Score: 100

Feedback/Comments: | Great! |

MY GRADEBOOK

You have access to a **Gradebook**, which can be accessed via the Dashboard.

Class Title : Example Class
 Instructor Name : Kristen Scribner
 Description :
 Class Term : August 30, 2017 - June 29, 2018
 Last Access : August 30, 2017
 Remaining Days : 254

[Next Due Assignment](#) 2 |
 [Instructor's Feedback](#) 0 |
 [Discussion Forum](#) |
 [My Gradebook](#) |
 [View Test Bank Assignments](#) 0

[Click here](#) if you wish to un-enroll from this Class

Gradebook Details

Once you have accessed your **Gradebook**, you will be able to view the status of your work, your grades, and the time spent in each lesson. You may also click on the **VIEW DETAILS** link to review each Exercise.

[Return to dashboard](#)

Student Lesson Gradebook

Medical Language Lab 2.0 for Medical Terminology System

Example Class

Email :

Class Name : Example Class

Term : August 30,2017 - June 29,2018

InstructorName : Kristen Scribner

Product Name : Medical Language Lab 2.0 for Medical Terminology Systems 8E

Dashboard / Lesson Level

Reveal grade: All Assignments

Lesson Name	Status	Grade(%)	Details	Time Spent
Pretest	Completed	80	View Details	0h 0m 47s
Basic Elements of a Medical Word	In Progress	92	View Details	0h 0m 53s
Prefixes	In Progress	97	View Details	0h 3m 55s

Click to review progress on individual activities in more detail

Dashboard / Lesson Level / Activity Level

COMPARE WITH CLASS

PRINT

Type	Title	End Date	Completed Date	Status	Score(%)	Attempts	Time Spent	Feedback
Read	Read	NA		Viewed/Attempted	NA	NA	NA	
Watch	Watch	NA		Viewed/Attempted	NA	NA	NA	
Critical Listening	Exercise 1	June 29,2018	September 7,2017	Completed	100	2	0h 0m 20s	
Critical Listening	Exercise 2	June 29,2018	September 7,2017	Completed	100	2	0h 0m 10s	
Critical Listening	Exercise 3	June 29,2018	September 7,2017	Completed	75	1	0h 0m 23s	
Response	Exercise 1	June 29,2018		Not Started		0	0h 0m 0s	

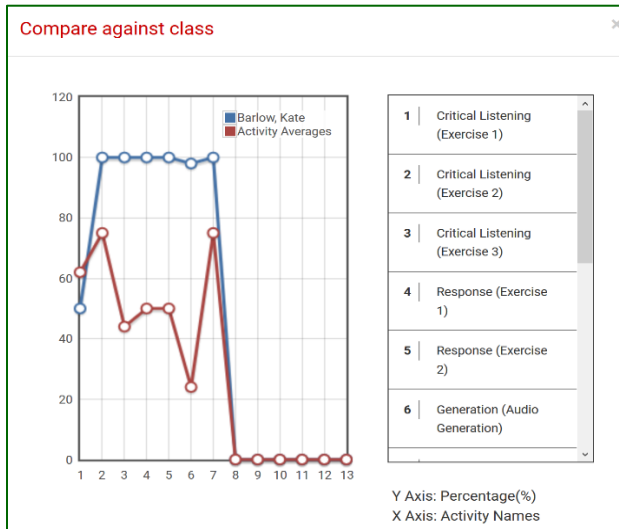
Click to view the completed Exercise

Class Comparison

You can also compare your own performance with the class average by clicking the **COMPARE WITH CLASS** button within the Lesson details (Activity Level).

COMPARE WITH CLASS **PRINT**

Type	Title	End Date	Completed Date	Status	Score(%)	Attempts	Time Spent	Feedback
Read	Read	NA		Viewed/Attempted	NA	NA	NA	
Watch	Watch	NA		Viewed/Attempted	NA	NA	NA	
Critical Listening	Exercise 1	June 29,2018	September 7,2017	Completed	100	2	0h 0m 20s	
Critical Listening	Exercise 2	June 29,2018	September 7,2017	Completed	100	2	0h 0m 10s	



Test Bank Gradebook

To see your scores on **Test Bank Assignments**, select **TEST BANK ASSIGNMENTS** from the **REVEAL GRADE** drop-down menu in the Gradebook.

Dashboard / Lesson Level

Reveal grade: **Test Bank Assignments** (dropdown menu)

Lesson Name	Date Created	Date Due	Status	Grade(%)	Time Spent
Test123512	September 6,2017	September 7,2017	September 6,2017 - Completed	100	0h 2m 3s
Test Bank Assignment 1029 10-11-2017	October 11,2017	October 12,2017	October 11,2017 - Completed	40	0h 0m 9s

Late Submissions

If your instructor has opted to allow **LATE SUBMISSIONS** for the class, the lesson(s) and assignment(s) submitted after the designated due date will be highlighted in yellow in your Gradebook. Late work is viewable by your instructor.

Dashboard / Lesson Level

Reveal grade: ⓘ

Late submissions have been highlighted

Lesson Name	Status	Grade(%)	Details	Time Spent
Pretest	Not Started	0		0h 0m 0s
Basic Elements of a Medical Word	In Progress	50	View Details	0h 1m 1s
Prefixes	In Progress	75	View Details	0h 4m 9s
Suffixes	Not Started	NA	View Details	0h 0m 0s

Dashboard / Lesson Level / Activity Level

COMPARE WITH CLASS **PRINT**

Type	Title	End Date	Completed Date	Status	Score(%)	Attempts	Time Spent	Feedback
Read	Read	May 22,2018		Not Started	NA	NA	NA	
Watch	Watch	May 22,2018		Not Started	NA	NA	NA	
Critical Listening	Exercise 1	May 22,2018	January 29,2018	Completed	75	2	0h 0m 14s	
Critical Listening	Exercise 2	May 22,2018	January 29,2018	Completed	75	2	0h 0m 42s	
Critical Listening	Exercise 3	May 22,2018		Not Started		0	0h 0m 0s	
Response	Exercise 1	May 22,2018	July 16,2018	Late Submission	100	1	0h 0m 5s	

If your instructor has not opted to allow late submissions for the class, late work will be marked with a zero (0) and 'Incomplete' in the gradebook.

Critical Listening	Exercise 2	January 31,2018	January 29,2018	Completed	75	1	0h 0m 21s	<input type="text" value="75"/>
Critical Listening	Exercise 3	January 31,2018		Incomplete		0	0h 0m 0s	
Response	Exercise 1	January 31,2018		Incomplete		0	0h 0m 0s	

E-BOOK

Select titles within Medical Language Lab contain a built-in e-Book.

To access, click to “ENTER” the Medical Language Lab class. The link to the comprehensive e-Book will be in the top right of the Class Dashboard. Or, click the **Read** link to access the chapter for a specific lesson area.

Class Title : Example Class
Instructor Name : Kristen Scribner
Description :
Class Term : August 30, 2017 - June 29, 2018
Last Access : August 30, 2017
Remaining Days : 193

[Next Due Assignment](#) 0 | [Instructor's Feedback](#) 0 | [Discussion Forum](#) | [My Gradebook](#) | [View Test Bank Assignments](#) 1

ENTER

[Click here](#) if you wish to un-enroll from this Class

Class Dashboard

[Return to dash](#)

Class-title : Example Class

Medical Language Lab 2.0 for Medical Terminology Systems 8E
Barbara A. Gyllys
Access Expires : December 13, 2838

Instructor: Kristen Scribner
Class Id: 36B2DE9DAB
Class Term: August 30, 2017 - June 29, 2018
Last Accessed: August 30, 2017
Remaining days: 193 days
4 Updates

[Gradebook](#)
[Discussion Forum](#) 0
[Instructor's feedback](#) 0
e-Book
[Pronunciation Guide](#)
[View Study Plan](#)

Pretest Progress ●

Basic Elements of a Medical Word Progress ● ● ● ●

READ > [Audio Tutorials](#) [Pronunciation Guide](#)

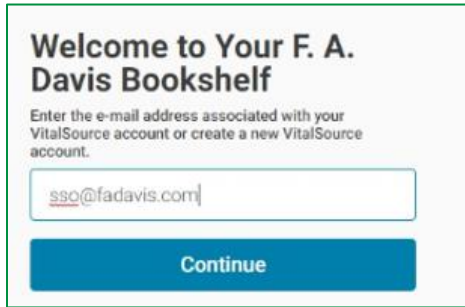
WATCH

CRITICAL LISTENING

RESPONSE

Read (circled in red with a green arrow)
Not Started
Start Date : August 30, 2017
End Date : June 29, 2018

To view the e-Book, you will need a Vital Source Account. If you have an existing Vital Source Account, you can enter your credentials at the login page.

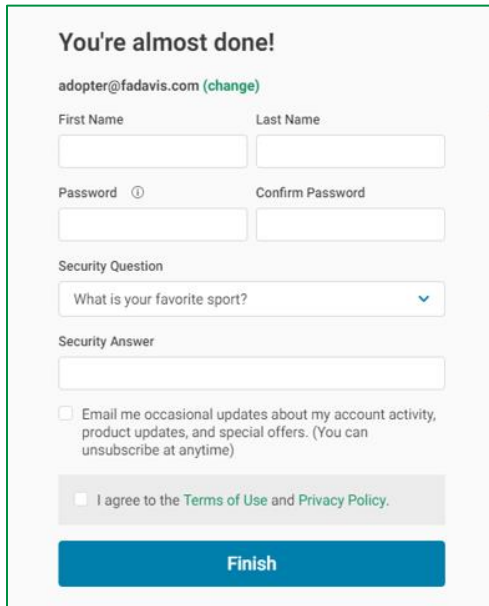


Welcome to Your F. A. Davis Bookshelf

Enter the e-mail address associated with your VitalSource account or create a new VitalSource account.

Continue

Or, you can create a Vital Source account from within Medical Language Lab.



You're almost done!

adopter@fadavis.com (change)

First Name

Last Name

Password

Confirm Password

Security Question
What is your favorite sport?

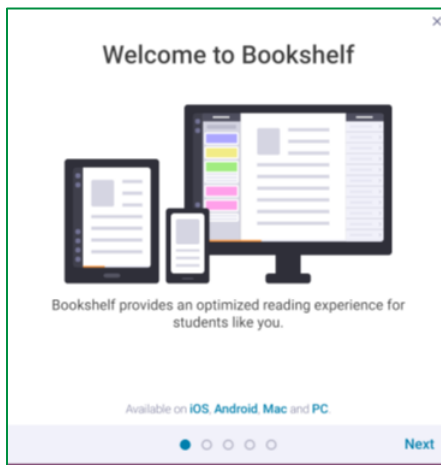
Security Answer

Email me occasional updates about my account activity, product updates, and special offers. (You can unsubscribe at anytime)

I agree to the [Terms of Use](#) and [Privacy Policy](#).


Finish

Add the book to your Vital Source bookshelf.



TECHNICAL SUPPORT

If you have any problems with the product, please call 888-323-2847 or e-mail support@fadavis.com. You may also review the online Help Center, which offers further support info. The **Help** link can be found at the top right of the Medical Language Lab page.



You may choose from a variety of sources for help and support, including videos, documents, and connections to our customer service representatives.

